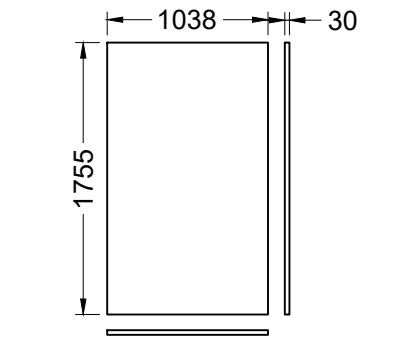
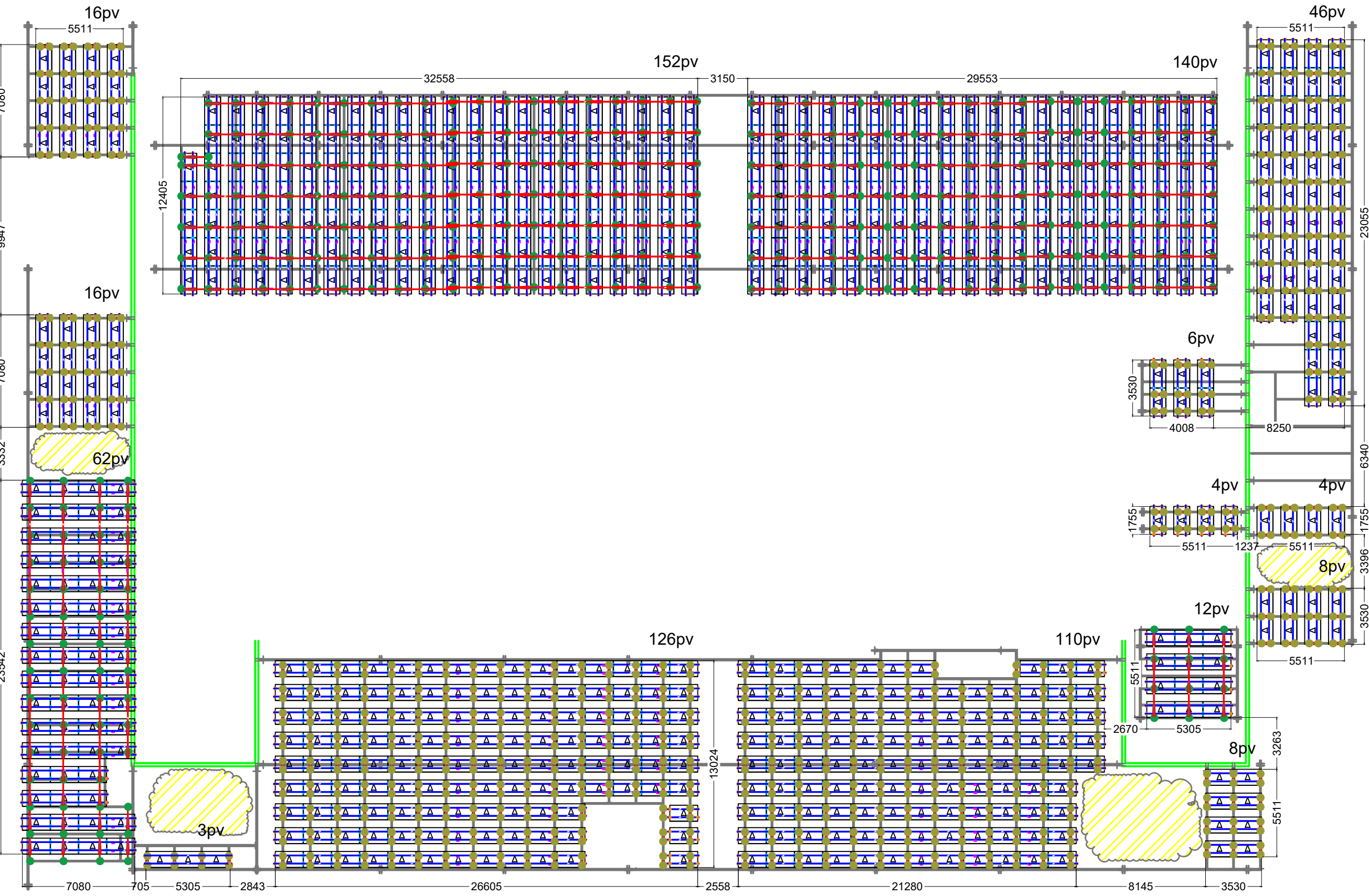


Overall



**Legend:**

Module		Cross Connector	
Corner Clamp		Fixing Point	
Middle Clamp		Substructure	
Rail Connector Fixed		Crowns / Seams	
Module Rail		Elevation / Park Tegra	
Base Rail		Rail Connector Flexible	
Windbracing		Roof Line	

**Notes:**

713 modules

**CONFIDENTIAL**  
**PROPOSAL ONLY**

**Project:** FV Olomouc\_budova A  
**System:** Bespoke  
**Mod. Dimensions:** 1755x1038x30mm  
**Base Rail:** 40x60  
**Module Rail:** 40x60  
**Date:** 10/10/2022  
**Dwn:** CESEK **Ckd:** MC

**SUNFIXINGS**  
CONNECTING TO THE FUTURE  
www.sunfixings.co.uk  
R3 Bourton Industrial Park, Bourton on the Water,  
Cheltenham, Gloucestershire, GL54 2HQ, UK  
+44 (0) 1451 824 312 info@sunfixings.co.uk

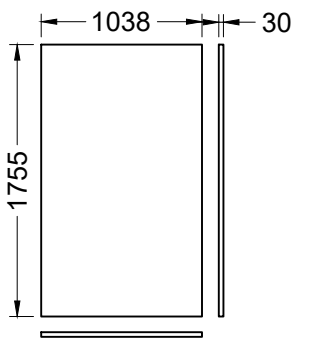
Ground mounted systems are subject to ground conditions. Roof mounted systems are subject to structural survey. Information is correct according to submitted checklist and is subject to change. Please refer to the system Mounting Instructions, failure to do so will void warranties. This drawing, with respect to this project is prepared on the assumption that Sunfixings' products will be used and that they are not intended for any other use. Consequently, Sunfixings cannot accept any responsibility for the use of and/or reliance upon this drawing by third parties. All third parties should calculate their own specifications and drawings in order to ensure these are correct for their own products.















Do not scale from this drawing. All dimensions are indicative only and are in mm unless otherwise stated. Do not use any dimensions without checking on site. The drawing is copyright of Sunfixings and these drawings must not be used or replicated without Sunfixings' written consent.

© Copyright 2022 SUNFIXINGS Limited

**Dwg No:** MC2768 **Rev:** -

## Base rail, fixing points, elevations



Module		Cross Connector	
Corner Clamp		Fixing Point	
Middle Clamp		Substructure	
Rail Connector Fixed		Crowns / Seams	
Module Rail		Elevation / Park Tegra	
Base Rail		Rail Connector Flexible	
Windbracing		Roof Line	

**Notes:**

**CONFIDENTIAL**  
**PROPOSAL ONLY**

<b>Project:</b>	FV Olomouc_budova A
<b>System:</b>	Bespoke
<b>Mod. Dimensions:</b>	1755x1038x30mm
<b>Base Rail:</b>	40x60
<b>Module Rail:</b>	40x60
<b>Date:</b>	10/10/2022
<b>Dwn:</b> CESEK	<b>Ckd:</b> MC



**SUNFIXINGS**  
CONNECTING TO THE FUTURE

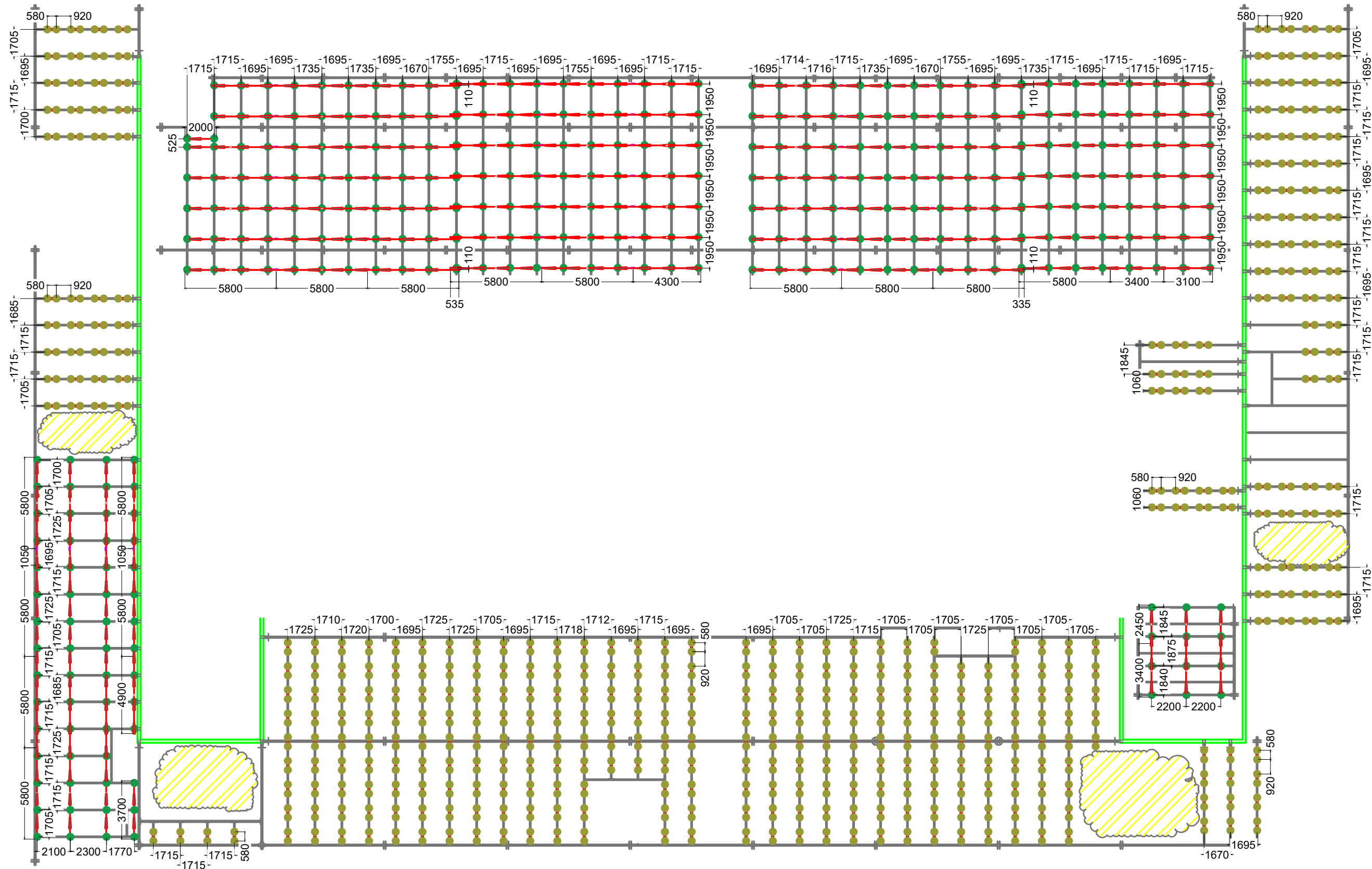
**www.sunfixings.co.uk**  
R3 Bourton Industrial Park, Bourton on the Water,  
Cheltenham, Gloucestershire, GL54 2HQ, UK  
+44 (0) 1451 824 312      info@sunfixings.co.uk

Ground mounted systems are subject to ground conditions. Roof mounted systems are subject to structural survey. Information is correct according to submitted checklist and is subject to change. Please refer to the system Mounting Instructions, failure to do so will void warranties. This drawing, with respect to this project is prepared on the assumption that Sunfixings' products will be used and that they are not intended for any other use. Consequently, Sunfixings cannot accept any responsibility for the use of and/or reliance upon this drawing by third parties. All third parties should calculate their own specifications and drawings in order to ensure these are correct for their own products.

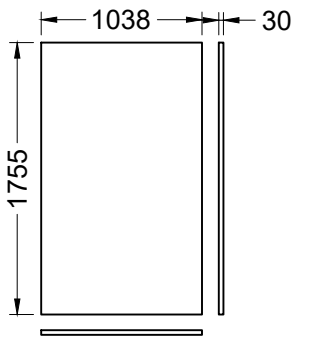

Do not scale from this drawing. All dimensions are indicative only and are in mm unless otherwise stated. Do not use any dimensions without checking on site. The drawing is copyright of Sunfixings and these drawings must not be used or replicated without Sunfixings' written consent.  
© Copyright 2022 SUNFIXINGS Limited

**Dwg No:** MC2768










ev: -



## Module rail, PV



**Legend:**

Module		Cross Connector	
Corner Clamp		Fixing Point	
Middle Clamp		Substructure	
Rail Connector Fixed		Crowns / Seams	
Module Rail		Elevation / Park Tegra	
Base Rail		Rail Connector Flexible	
Windbracing		Roof Line	

### Notes:

**CONFIDENTIAL**  
**PROPOSAL ONLY**

<b>Project:</b>	FV Olomouc_budova A
<b>System:</b>	Bespoke
<b>Mod. Dimensions:</b>	1755x1038x30mm
<b>Base Rail:</b>	40x60
<b>Module Rail:</b>	40x60
<b>Date:</b>	10/10/2022
<b>Dwn:</b> CESEK	<b>Ckd:</b> MC



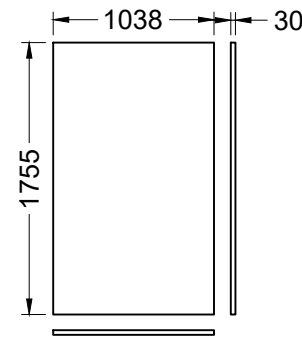
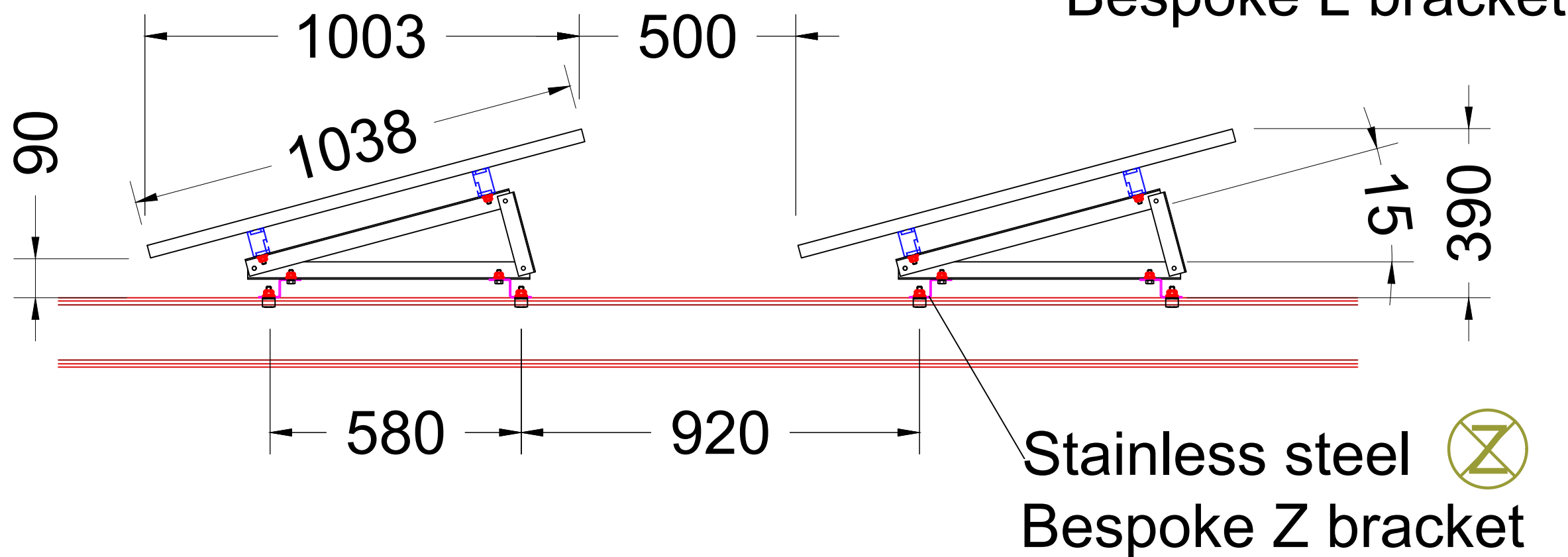
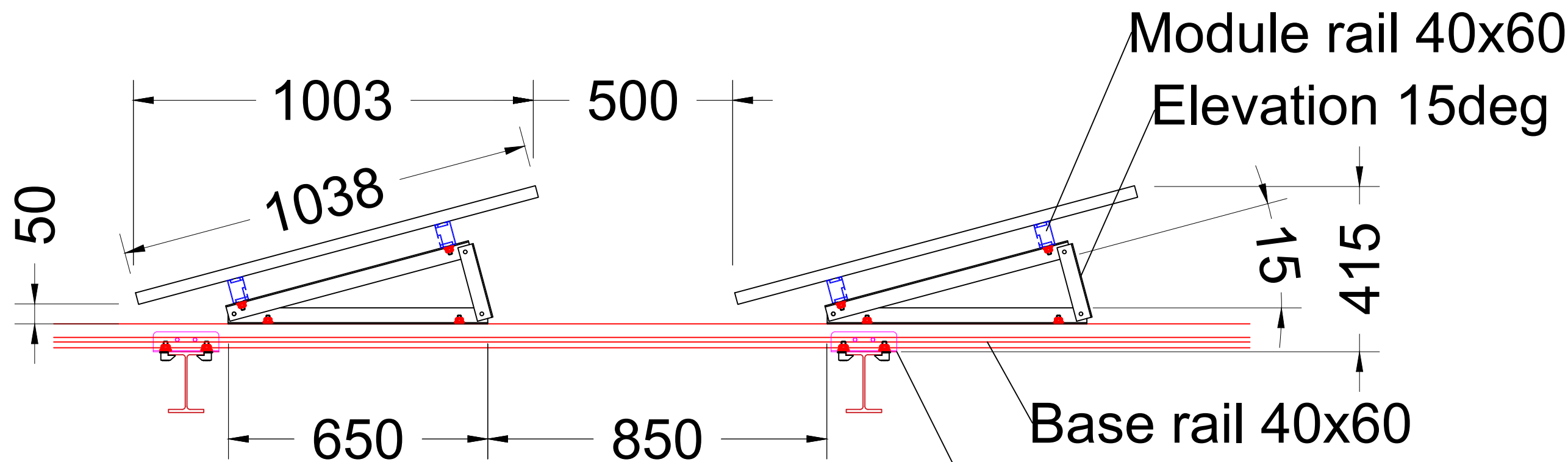
**www.sunfixings.co.uk**  
R3 Bourton Industrial Park, Bourton on the Water,  
Cheltenham, Gloucestershire, GL54 2HQ, UK  
+44 (0) 1454 824 312      info@sunfixings.co.uk

Ground mounted systems are subject to ground conditions. Roof mounted systems are subject to structural survey. Information is correct according to submitted drawings and is subject to change. Please refer to the system mounting instructions. If failure to do so will void warranties. This drawing, with respect to this project is prepared on the assumption that Sunfixings' products will be used and that they are not intended for any other use. Consequently, Sunfixings cannot accept any responsibility for the use of and/or reliance upon this drawing by third parties. All third parties should calculate their own specifications and drawings in order to ensure these are correct for their own products.

Do not scale from this drawing. All dimensions are indicative only and are in mm unless otherwise stated. Do not use any dimensions without checking on site. The drawing is copyrighted by Sunfixings and these drawings must not be used or replicated without Sunfixings' written consent.

**© Copyright 2022 SUNFIXINGS Limited**

Section



Legend:

Module		Cross Connector	
Corner Clamp		Fixing Point	
Middle Clamp		Substructure	
Rail Connector Fixed		Crowns / Seams	
Module Rail		Elevation / Park Tegra	
Base Rail		Rail Connector Flexible	
Windbracing		Roof Line	

Notes:

**CONFIDENTIAL**  
**PROPOSAL ONLY**

**Project:** FV Olomouc\_budova A  
**System:** Bespoke  
**Mod. Dimensions:** 1755x1038x30mm  
**Base Rail:** 40x60  
**Module Rail:** 40x60  
**Date:** 10/10/2022  
**Dwn:** CESEK **Ckd:** MC



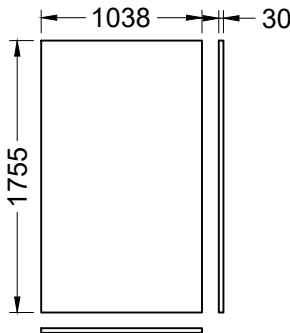
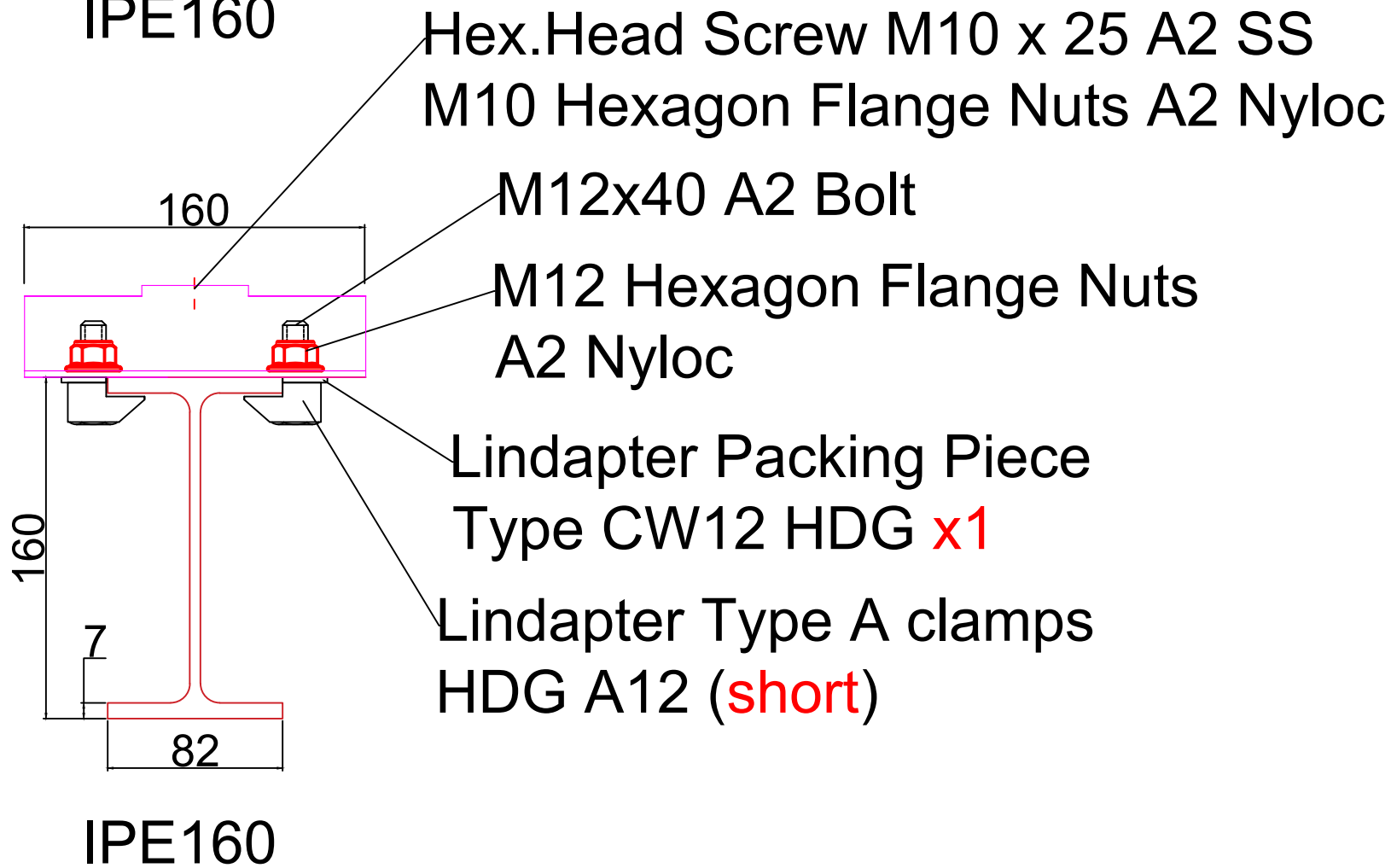
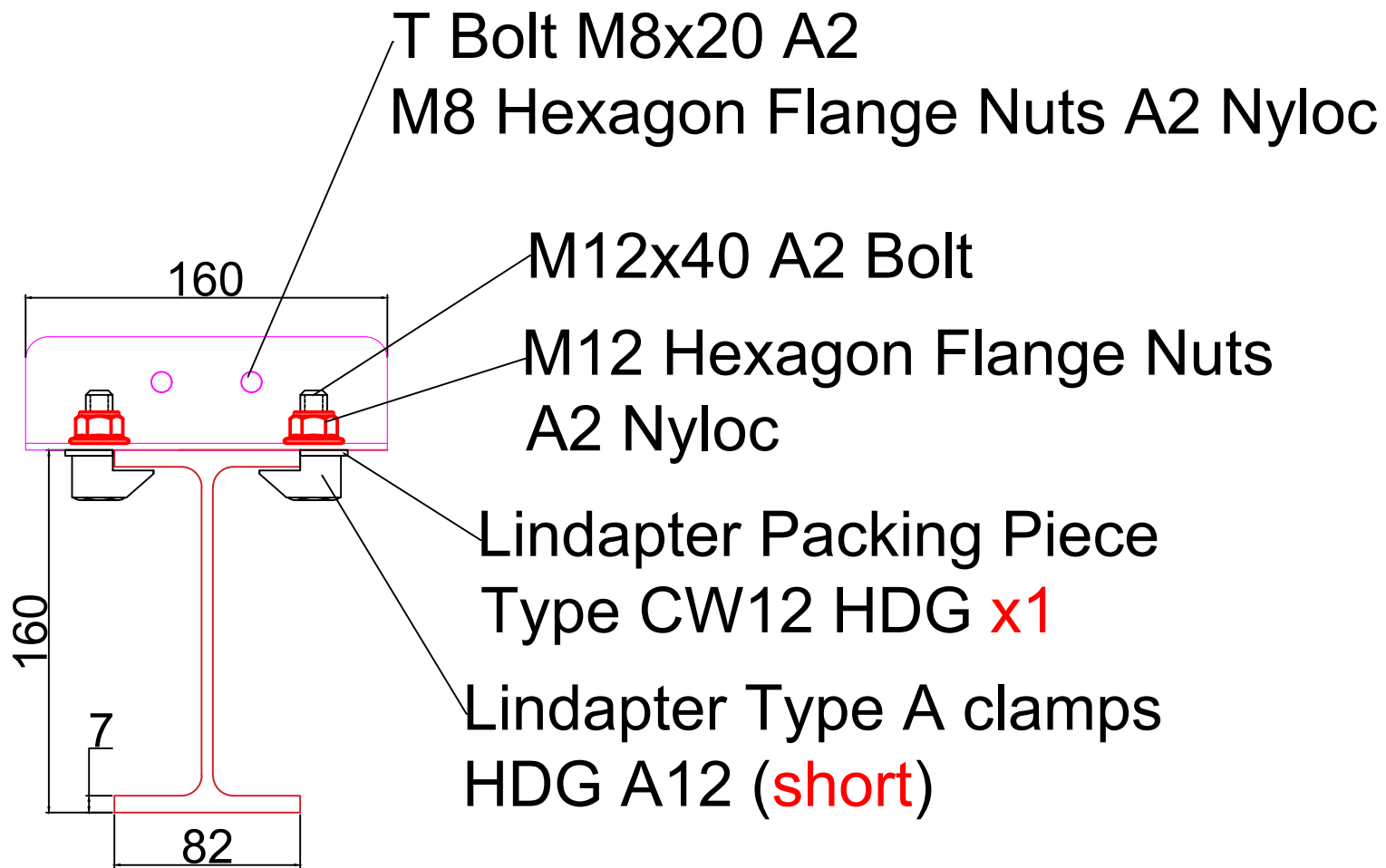
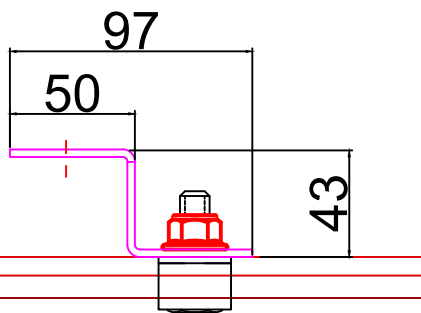
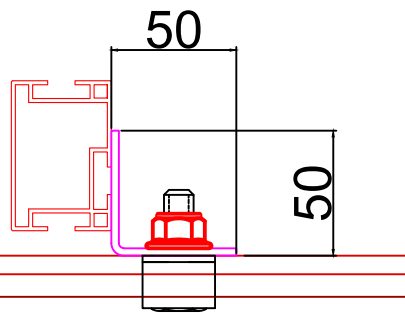

Ground mounted systems are subject to ground conditions. Roof mounted systems are subject to structural survey. Information is correct according to submitted checklist and is subject to change. Please refer to the system Mounting Instructions, failure to do so will void warranties. This drawing, with respect to this project is prepared on the assumption that Sunfixings' products will be used and that they are not intended for any other use. Consequently, Sunfixings cannot accept any responsibility for the use of and/or reliance upon this drawing by third parties. All third parties should calculate their own specifications and drawings in order to ensure these are correct for their own products.

Do not scale from this drawing. All dimensions are indicative only and are in mm unless otherwise stated. Do not use any dimensions without checking on site. The drawing is copyright of Sunfixings and these drawings must not be used or replicated without Sunfixings' written consent.

© Copyright 2022 SUNFIXINGS Limited



Bespoke brackets



Legend:

Module		Cross Connector	
Corner Clamp		Fixing Point	
Middle Clamp		Substructure	
Rail Connector Fixed		Crowns / Seams	
Module Rail		Elevation / Park Tegra	
Base Rail		Rail Connector Flexible	
Windbracing		Roof Line	

Notes:

**CONFIDENTIAL**  
**PROPOSAL ONLY**

**Project:** FV Olomouc\_budova A  
**System:** Bespoke  
**Mod. Dimensions:** 1755x1038x30mm  
**Base Rail:** 40x60  
**Module Rail:** 40x60  
**Date:** 10/10/2022  
**Dwn:** CESEK **Ckd:** MC



**SUNFIXINGS**  
CONNECTING TO THE FUTURE

www.sunfixings.co.uk  
R3 Bourton Industrial Park, Bourton on the Water,  
Cheltenham, Gloucestershire, GL54 2HQ, UK  
+44 (0) 1451 824 312 info@sunfixings.co.uk

Ground mounted systems are subject to ground conditions. Roof mounted systems are subject to structural survey. Information is correct according to submitted checklist and is subject to change. Please refer to the system Mounting Instructions, failure to do so will void warranties. This drawing, with respect to this project is prepared on the assumption that Sunfixings' products will be used and that they are not intended for any other use. Consequently, Sunfixings cannot accept any responsibility for the use of and/or reliance upon this drawing by third parties. All third parties should calculate their own specifications and drawings in order to ensure these are correct for their own products.

Do not scale from this drawing. All dimensions are indicative only and are in mm unless otherwise stated. Do not use any dimensions without checking on site. The drawing is copyright of Sunfixings and these drawings must not be used or replicated without Sunfixings' written consent.  
© Copyright 2022 SUNFIXINGS Limited