



What do you need for your airway management?  
We offer the solution: The C-MAC® system



KARL STORZ launched the first commercially available Video Laryngoscope and also offers the C-MAC®, the only airway management system allowing multiple endoscopes to be connected to a single monitor. In the year 2016, we defined the premium class with the introduction of the new C-MAC® system interface. It is probable that your clinical algorithm contains multiple alternatives. With the C-MAC® system, we take the same approach.

Airways vary as much as patients themselves, and your instruments for intubation should be just as diverse. Regardless of whether you are performing a routine, anticipated difficult, or unanticipated difficult intubation, our wide range of instruments offers you the right answer to the daily challenges encountered in airway management. KARL STORZ intubation instruments are proven in everyday use, and their design and excellent image display also make them excellent for the initial training of young doctors and the continued education of experienced colleagues.

Whether you prefer Video Laryngoscopes, flexible Intubation Endoscopes, or the proven BONFILS retromolar Intubation Endoscope, you can always simultaneously connect two endoscopes to a single monitor – the C-MAC® monitor. Your "plan B" will be ready to go, and you won't lose any valuable time during intubation.

This unique system is a result of the systematic improvement of an idea, an open ear for the needs of the market, and outstanding KARL STORZ product quality.



# The C-MAC<sup>®</sup> Monitor: the c

- New design, easy to clean
- System open to all C-MAC<sup>®</sup> components (backward and forward compatible)
- Connects to the C-MAC<sup>®</sup> and C-MAC<sup>®</sup> S Video Laryngoscopes, FIVE 4.0 and 5.5 as well as C-CAM<sup>®</sup> to adapt all eyepiece endoscopes
- 7" TFT wide-viewing-angle display (160°) with improved image quality
- Rapid toggling between video sources -> your "plan B device" is already connected
- HDMI output for connecting an external monitor
- Image and video display on C-MAC<sup>®</sup> or external monitor
- Weighs only 1000 g
- Fully functional while charging



- HDMI and USB connector
- Easy data backup from SD card to USB

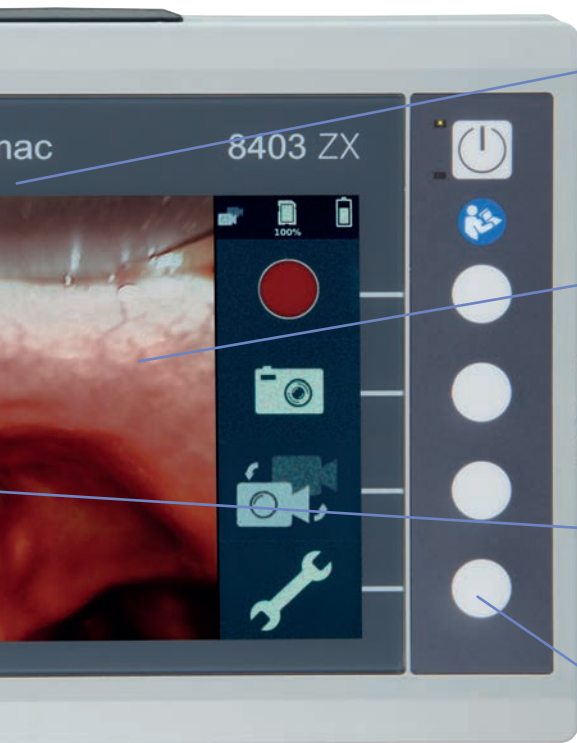


- Two video endoscopes can be connected simultaneously
- Toggle button for rapid switching between image sources

# core of the C-MAC<sup>®</sup> system

Did you know that the C-MAC<sup>®</sup> Monitor can be connected to rhino-laryngoscopes, otoscopes, cysto-urethrosopes, etc.? "Bedside diagnostics" – take advantage of synergies and the wide range of products offered by KARL STORZ.

## 3Ts\* – essential for safe video laryngoscopy



**TIP:**  
Display of the blade tip for better orientation

**TARGET:**  
Improved view of the target structure (glottis)

**TUBE:**  
Tube can be introduced without stylet



Operation within seconds thanks to indicative softkeys with dynamic menu navigation

\* Safe video laryngoscopy is only possible when the *tip*, *target*, and *tube* can be identified on the monitor.

## Training: the video laryngoscope for daily routine

The ideal instrument for training direct and indirect laryngoscopy.

- Ergonomically shaped handle
- CMOS technology with LED illumination
- Proximally flattened blade
- Available with or without suction
- For direct and indirect laryngoscopy

### C-MAC® MACINTOSH #4, #3, #2, #0



### C-MAC® MILLER #2, #1 and #0



### C-MAC® S MACINTOSH #4, #3



### C-MAC® S MILLER #1, #0



## Unanticipated difficult airway: be ready for anything with the D-BLADE

Your emergency tool for situations where every second counts.

The D-BLADE is often a fast and simple solution, especially in patients with difficult anatomies (C&L II and IV). Thanks to its elliptically tapering, distally rising blade shape, it closes the gap between MACINTOSH video laryngoscopes and flexible endoscopes. The C-MAC® Guide was adapted to the special blade shape of the D-BLADE and is an ideal aid for the placement of endotracheal tubes. It can, however, be used with all C-MAC® MACINTOSH video laryngoscopes.

### C-MAC® D-BLADE and D-BLADE Ped




The D-BLADE is also available for single use. The special design of C-MAC® S blades virtually eliminates the risk of cross-contamination with the handle.

### C-MAC® S D-BLADE



### C-MAC® Guide



## For emergencies: C-MAC® PM, the Video Laryngoscope to keep in your pocket

Excellent for pre-hospital and clinical emergencies outside of the OR.

The C-MAC® PM is small, flexible, and portable enough to fit into any coat pocket. As easy to handle as a direct laryngoscope, it still offers all the advantages of indirect laryngoscopy. The robust and easy-to-handle C-MAC® PM is ideal for prehospital use, and its compact size also makes it suitable for a wide range of emergencies.



- New standard in image quality with more than 70 years of experience
- 3.5" OTI (Open to Intubate) display with a 160° wide-view angle
- Uninterrupted readiness thanks to exchangeable battery: Operating time 1 h
- No extra cost as battery is rechargeable
- IPX8: absolutely water- and dustproof, validated for all standard reprocessing methods up to 65 °C
- The new C-MAC® PM connecting cable provides more room to maneuver
- BlueButton enables images and videos to be recorded to internal memory and retrieved via the USB data cable







Easy data transfer is possible via a USB cable.

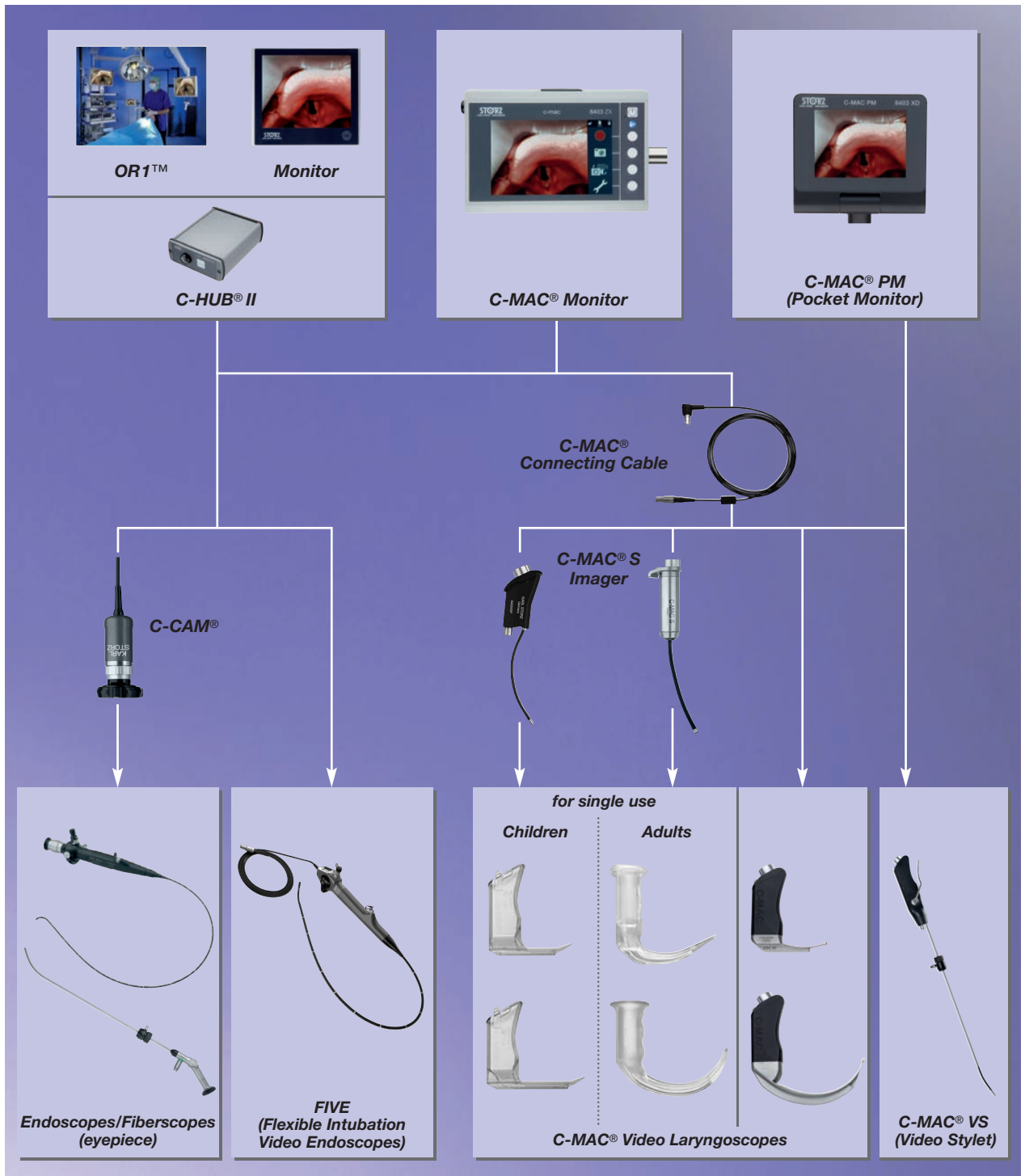
The internal memory of the C-MAC<sup>®</sup> PM is recognized by the computer as a mass storage device and is displayed as an additional drive. No additional drivers or software are needed to view images or videos.

Proprietary data cable allows for better control of patient information.

## The premium class for your airway management

When KARL STORZ decides to update its highly successful C-MAC®, customers can rest assured that this will involve more than just superficial updates to the existing chip technology. The outstanding feature of the latest C-MAC® platform is its universal C-MAC® system interface. The end result is a new C-MAC® system that is even more flexible and offers the user numerous options for airway management.

**We understand airway management!**



## The new gold standard: the FIVE for the unanticipated difficult airway

Fine, fast, focused – the new visualization device in flexible intubation.

With the new Flexible Intubation Video Endoscopes (FIVE) 5.5 x 65, 4.0 x 65 and 3.0 x 51.5, KARL STORZ once again leads the way in airway management. Like C-MAC® Video Laryngoscopes, the FIVEs display a clear, non-pixelated and moiré-free image. The Flexible Intubation Video Endoscopes are directly connected to the C-MAC® monitor allowing you to switch to the Video Laryngoscope very rapidly whenever necessary.

- Compatible with the C-MAC® Monitor and the C-HUB® camera control unit
- Compact design and ergonomically shaped handle
- Weighs only 385 g
- High image resolution, 4:3 video format
- Integrated LED light source



## Connect your intubation endoscopes with the C-CAM®


### C-CAM® – the video solution for your existing eyepiece telescopes

Did you know that with the C-CAM®, you can also connect your eyepiece endoscopes to the C-MAC® Monitor? C-CAM® is the ideal bridging technology that enables you to save money by continuing to use your fiberscopes. Only the C-MAC® system gives you the all-inclusive package.



# In airway management, every second counts.

Connect any two instruments and activate the one you need by the push of a button at any time.



## Accessories: little things that make work easier

We do not stop working when our products are finished – because we want to make life easier for you...

How do you connect C-MAC® Video Laryngoscopes to the monitor?

With the C-MAC® Connecting Cable for C-MAC® Video Laryngoscopes and the IMAGER for C-MAC® S Video Laryngoscopes



How do you store your instruments?

In addition to the C-MAC® protective cover, which does not interfere with operation, and the well-organized C-MAC® PM bag...



...we offer airway management solutions on wheels.



# What are the applications of the C-MAC® system?

Bedside medicine

Emergency care



General anesthesia

ICU

Emergency room

Prehospital use





## Instruments

8403 ZXK



**C-MAC® Monitor for CMOS Endoscopes**, screen size 7" with 1280 x 800 pixel resolution, two camera inputs, a USB and a HDMI port, optimized user interface, video and image capture in real time on SD card, playback of recorded video clips and still images, data transfer from SD card to USB flash drive possible, splash-proof according to IP54, suitable for wipe disinfection, shock-resistant ABS plastic housing, intelligent power management with rechargeable Li-Ion batteries, VESA 75 mounting option, power adaptor for EU, UK, USA and Australia, power supply 110-240 VAC, 50/60 Hz, for use with CMOS video endoscopes including:

**Protection Cap**  
**VESA 75 Quick Clip**  
**Mains Adaptor Set**

8403 X



**C-MAC® Connecting Cable**, with 8-pin plug, length 200 cm, for use with C-MAC® Monitor 8403ZXK, C-MAC® Video Laryngoscopes 8403 xxx and C-HUB® II Camera Control Unit 20290301

8403 XDP



**C-MAC® PM Connecting Cable**, for the transmission of digital signals from C-MAC® PM 8403 XD to C-MAC® Video Laryngoscopes 8403 xxx (C-MAC® system interface), length 50 cm

8403 XDK



**C-MAC® Pocket Monitor Set**, unit with LCD monitor and power supply for all C-MAC® video laryngoscopes, with C-MAC® system interface, screen size 3.5", documentation of images and video sequences saved on internal memory, monitor movable via two rotation axes, rechargeable Li-Ion battery, 1 h operation time, exchangeable battery pack, 2 h charging time, power management with capacity indicator, protection class IPX8, for use with C-MAC® Video Laryngoscopes 8403 xxx including:

**Battery**, rechargeable  
**USB Data Cable**



8403 XDL **Charging Unit**, for one rechargeable Battery 8403 XDA for C-MAC® Pocket Monitor 8403 XD, with power supply and mains adaptor for EU, UK, USA and AUS, power supply 100-240 VAC, 50/60 Hz, suitable for wipe disinfection, for use with battery for C-MAC® PM, rechargeable 8403 XDA



8403 XDA **Battery**, rechargeable Li-Ion battery for power supply of C-MAC® PM 8403 XD, charging via Charging Unit 8403 XDL, optimal operation time of 60 min, suitable for wipe disinfection



8403 XDD **USB Data Cable**, USB 2.0 port, for data transfer from C-MAC® PM 8403 XD to a computer, length 200 cm



8403 BX/BXC **C-MAC® Video Laryngoscope MAC #4**, CMOS technology, with MACINTOSH laryngoscope blade, size 4, with C-MAC® system interface, documentation of images and video sequences via the BlueButton, with catheter introduction sizes 16-18 Fr. (only for 8403 BX), for use with C-MAC® Connecting Cable 8403 X for C-MAC® Monitor 8403 ZXK or C-HUB® II 20290301 as well as C-MAC® PM 8403 XD



8403 AX/AXC **C-MAC® Video Laryngoscope MAC #3**, CMOS technology, with MACINTOSH laryngoscope blade, size 3, with C-MAC® system interface, documentation of images and video sequences via the BlueButton, with catheter introduction sizes 14-16 Fr. (only for 8403 BX), for use with C-MAC® Connecting Cable 8403 X for C-MAC® Monitor 8403 ZXK or C-HUB® II 20290301 as well as C-MAC® PM 8403 XD



8403 KXC **C-MAC® Video Laryngoscope MAC #2**, CMOS technology, with MACINTOSH laryngoscope blade, size 2, with C-MAC® system interface, documentation of images and video sequences via the BlueButton, for use with C-MAC® Connecting Cable 8403 X for C-MAC® Monitor 8403 ZXK or C-HUB® II 20290301 as well as C-MAC® PM 8403 XD



8403 EXC **C-MAC® Video Laryngoscope MAC #0**, CMOS technology, with MACINTOSH laryngoscope blade, size 0, with C-MAC® system interface, documentation of images and video sequences via the BlueButton, for use with C-MAC® Connecting Cable 8403 X for C-MAC® Monitor 8403 ZXK or C-HUB® II 20290301 as well as C-MAC® PM 8403 XD



8403 GXC **MILLER C-MAC® Video Laryngoscope #1**, CMOS technology, with MILLER laryngoscope blade, size 1, with C-MAC® system interface, documentation of images and video sequences via the BlueButton, for use with C-MAC® Connecting Cable 8403 X for C-MAC® Monitor 8403 ZXK or C-HUB® II 20290301 as well as C-MAC® PM 8403 XD



8403 MXC **MILLER C-MAC® Video Laryngoscope #2**, CMOS technology, with MILLER laryngoscope blade, size 2, with C-MAC® system interface, documentation of images and video sequences via the BlueButton, for use with C-MAC® Connecting Cable 8403 X for C-MAC® Monitor 8403 xZXK or C-HUB® II 20 2903 01 as well as C-MAC® PM 8403 XD



8403 DXC **MILLER C-MAC® Video Laryngoscope #0**, CMOS technology, with MILLER laryngoscope blade, size 0, with C-MAC® system interface, documentation of images and video sequences via the BlueButton, for use with C-MAC® Connecting Cable 8403 X for C-MAC® Monitor 8403 ZXK or C-HUB® II 20290301 as well as C-MAC® PM 8403 XD



8403 HX **C-MAC® Video Laryngoscope D-BLADE**, CMOS technology, for difficult intubation in adults, with C-MAC® system interface, documentation of images and video sequences via the BlueButton, with catheter introduction sizes 16-18 Fr., for use with C-MAC® Connecting Cable 8403 X for C-MAC® Monitor 8403 ZXK or C-HUB® II 20290301 as well as C-MAC® PM 8403 XD



8403 HXP **C-MAC® Pediatric Video Laryngoscope D-BLADE**, CMOS technology, for difficult intubation in children, with C-MAC® system interface, documentation of images and video sequences via the BlueButton, for use with C-MAC® Connecting Cable 8403 X for C-MAC® Monitor 8403 Z XK or C-HUB® II 20290301 as well as C-MAC® PM 8403 XD



8403 XSI **C-MAC® S Imager**, for manual and machine disinfection up to 65 °C and High Level Disinfection (HLD) acc. to US standards, for use with C-MAC® Monitor 8403ZKX, Pocket Monitor 8403XDK (and keep rest of sentence: and C-MAC Video Laryngoscopes and C-MAC® S Video Laryngoscopes 051113-10, 051114-10 and 051116-10 for single use



051116-10 **C-MAC® S Video Laryngoscope D-BLADE**, laryngoscope blade for difficult intubation, for single use, package of 10, for use with KARL STORZ C-MAC® S Imager 8402 XS/8403 XS and C-MAC® Monitor 8403ZKX



051114-10 **C-MAC® S Video Laryngoscope MAC #4**, with MACINTOSH laryngoscope blade, size 4, for single use, package of 10, for use with KARL STORZ C-MAC® S Imager 8402 XS/8403 XS and C-MAC® Monitor 8403ZKX



051113-10 **C-MAC® S Video Laryngoscope MAC #3**, with MACINTOSH laryngoscope blade, size 3, for single use, package of 10, for use with KARL STORZ C-MAC® S Imager 8402 XS/8403 XS and C-MAC® Monitor 8403ZKX



8403XSPK **C-MAC® S PEDIATRIC IMAGER FOR USE WITH C-MAC Monitor 8403ZKX**, Pocket Monitor 8403XDK and C-MAC S Video Laryngoscopes 051111-10 and 051110-10 for single use

051111-10 **C-MAC S Video Laryngoscope Miller #1** for single use, package of 10, for use with C-MAC S Imager 8403XSPK and C-MAC Monitor 8403ZKX

051110-10 **C-MAC S Video Laryngoscope Miller #0** for single use, package of 10, for use with C-MAC S Imager 8403XSPK and C-MAC Monitor 8403ZKX



8401 DS **C-MAC® Guide**, guide rod made of stainless steel with atraumatic tip, distal region is adapted to the blade shape of the C-MAC® video laryngoscope D-BLADE, fixation of endotracheal tube with the integrated tube holder possible, package of 10, for use with C-MAC® video laryngoscopes



809120 **MAGILL Forceps**, for children, modified, length 20 cm, suitable for endoscopic foreign body removal, for use with video laryngoscopes sizes 1 and 2



809125 **MAGILL Forceps**, modified, length 25 cm, suitable for endoscopic foreign body removal, for use with video laryngoscopes sizes 2-4

11301 BNKX **Flexible Intubation Video Endoscope Set 5.5 x 65**, CMOS technology, with suction valve, for use with C-MAC® Monitors 8402 ZX/8403 ZX and C-HUB® 20 2901 01



Deflection up/down:	140°/140°
Direction of view:	0°
Angle of view:	100°
Working length:	65 cm
Total length:	94 cm
Working channel inner diameter:	2.1 mm
Distal tip outer diameter:	5.5 mm

11302 BDXK **Flexible Intubation Video Endoscope Set 4.0 x 65**, CMOS technology, with suction valve, for use with C-MAC® Monitor 8403 ZX and C-HUB® II 20 2903 01



Deflection up/down:	140°/140°
Direction of view:	0°
Angle of view:	100°
Working length:	65 cm
Total length:	93 cm
Working channel inner diameter:	1.5 mm
Distal tip outer diameter:	4.0 mm

11301 ABXK **Flexible Intubation Video Endoscope Set 3.0 X 51**, CMOS technology, without suction channel, for use with C-MAC® Monitor 8403 ZX and C-HUB® II 20290301



Deflection up/down: 140°/140°  
 Direction of view: 0°  
 Angle of view: 100°  
 Working length: 51.5 cm  
 No working channel: 0.0 mm  
 Distal tip outer diameter: 2.85 mm

10331 BXK **C-MAC® Video Stylet, Set, Rigid Video Intubation Endoscope**, CMOS technology, without suction channel, for use with C-MAC® Monitor 8403 ZX and C-HUB II 20290301



Deflection up/down: 0°/60°  
 Direction of view: 0°  
 Angle of view: 100°  
 Working length: 41 cm  
 Total length: 60 cm  
 Distal tip outer diameter: 5.5 mm

202901 32 **C-CAM® Camera Head, 8-pin**, one-chip CMOS camera head, resolution 640 x 480, focal length f = 20 mm, compatible with C-HUB® 202901 01 and 20290320 as well as C-MAC® 8402 ZX and 8403 ZX



11301 BNK1 **Intubation Fiberscope 5.2 x 65**, eyepiece version, with suction valve, for use with LED Battery Light Sources 11301 D1/D3/DE/DF, C-CAM® Camera Head (8-pin) 202901 32, C-CAM® Camera Head (6-pin) 202901 31, TELECAM One-Chip Camera Head 20212030 (PAL)/ 20212130 (NTSC) and fiber optic light cables



Deflection up/down: 140°/140°  
 Direction of view: 0°  
 Angle of view: 120°  
 Working length: 65 cm  
 Total length: 93 cm  
 Working channel inner diameter: 2.3 mm  
 Distal tip outer diameter: 5.2 mm



11302 BDK2 **Intubation Fiberscope 3.7 x 65**, eyepiece version, with suction valve, for use with LED Battery Light Sources 11301 D1/D3/DE/DF, C-CAM® Camera Head (8-pin) 20290132, C-CAM® Camera Head (6-pin) 20290131, TELECAM (PAL) 20212030, TELECAM (NTSC) 20212130 and fiber optic light cables

Deflection up/down: 140°/140°  
 Direction of view: 0°  
 Angle of view: 120°  
 Working length: 65 cm  
 Total length: 93 cm  
 Working channel inner diameter: 1.5 mm  
 Distal tip outer diameter: 3.7 mm



10331 B2K **BONFILS Retromolar Intubation Endoscope, autoclavable**, outer diameter 5 mm, for ETT > 5.5 mm, usable sheath length 40 cm, distal bending 40°, with movable eyepiece, with Tube Holder 10331 BA for tube fixation and O<sub>2</sub> application



11301 DE/DF **Battery Light Source LED for Endoscopes**



11301 DG **Charging Unit**, for two LED battery light sources, with fixed integrated power supply and adaptor for EU, UK, USA and Australia, power supply 110-240 VAC, 50/60 Hz, suitable for surface disinfection, for use with 11301 DE/DF Battery Light Source LED



8403 YD

**Protective Bag, blue**, for C-MAC® system, made of water-resistant and sturdy material, washable, separate compartments for the monitor and three C-MAC® video laryngoscope blades with electronic module, for use with C-MAC® Monitor 8401 ZX/8402 ZX/8403 ZX, Electronic Module 8401 X/8402 X, power supply, 3x C-MAC® video laryngoscopes



8403 YE

**Bag for Intubation Set -C22-**, ULM model, made of water-resistant and sturdy material, washable, separate compartments for C-MAC® video laryngoscopes with C-MAC® pocket monitor and for conventional laryngoscopes, for use with C-MAC® Pocket Monitor 8401 XDK/8403 XDK, C-MAC® Video Laryngoscopes 8401 xxx/8403 xxx and conventional laryngoscopes





9700VIP\* **C-MAC® VIP Pole Stand, Video Intubation Platform.**

Dimensions:

Cart: 483 x 1397 x 584 mm (w x h x d)

including:

**Articulating Arm**

**Two Scope Holders**

**Power Supply Storage**

**Two Storage Bins**

\* The instruments displayed are not included with the stand.



9700VIP-PLUS\*

**C-MAC® VIP-PLUS Pole Stand,**  
Video Intubation Platform.

Dimensions:

Cart: 483 x 1473 x 584 mm (w x h x d)

including:

**Upgraded Arm**


**Two Scope Holders**

**Four Key-Lockable Drawers**

**Smooth Rolling Casters**

\* The instruments displayed are not included with the stand.

**Notes**

A large rectangular grid consisting of 20 columns and 30 rows of small squares, intended for taking notes.

**It is recommended to check the suitability of the product for the intended procedure prior to use.**

**STORZ**  
KARL STORZ—ENDOSKOPE

THE DIAMOND STANDARD

KARL STORZ Endoscopy-America, Inc.  
2151 East Grand Avenue  
El Segundo, CA 90245-5017, USA  
Phone: +1 424 218-8100  
Phone toll free: 800 421-0837 (US only)  
Fax: +1 424 218-8525  
Fax toll free: 800 321-1304 (US only)  
E-Mail: [communications@karlstorz.com](mailto:communications@karlstorz.com)

KARL STORZ SE & Co. KG  
Dr.-Karl-Storz-Straße 34  
78532 Tuttlingen/Germany  
Phone: +49 (0)7461 708-0  
Fax: +49 (0)7461 708-105  
E-Mail: [info@karlstorz.com](mailto:info@karlstorz.com)  
[www.karlstorz.com](http://www.karlstorz.com)



Health  
made in Germany

[www.health-made-in-germany.com](http://www.health-made-in-germany.com)