




Hologic Affirm™

Lateral Arm Upright Biopsy Accessory

Optimize your approach. Now you can confidently target and successfully biopsy challenging lesions such as thinly compressed breasts with the Hologic® Affirm™ lateral arm upright biopsy accessory for the Selenia® Dimensions® system. **This versatile, easy-to-use device** enables needle access parallel to the detector – from either the lateral left or lateral right position. So you can choose the optimal approach based on each patient's anatomy and lesion location to accelerate and simplify biopsy procedures.



Easy lesion access.

Improve lesion access for thinly compressed breasts (<3 cm) by approaching the lesion perpendicular to the direction of compression. This provides sufficient room to access the lesion and fire the needle parallel to the detector – without impacting the compression platform or penetrating the breast in many cases.



Flexible patient positioning.

Positioning patients in constrained spaces is always a challenge. The Affirm™ lateral arm offers a number of options in biopsy rooms where decubitus positioning or rotating the C-arm may not be possible. Patients can often remain seated without sacrificing lesion accessibility.



Intuitive needle visualization.

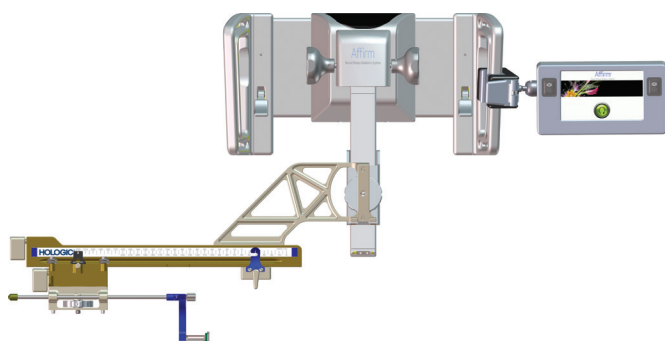
Experience improved 3D™ visualization of the biopsy needle in the breast without imaging artifacts found in the standard approach. By presenting the needle parallel to the detector, it's easier to see the needle aperture and more intuitive to make adjustments.



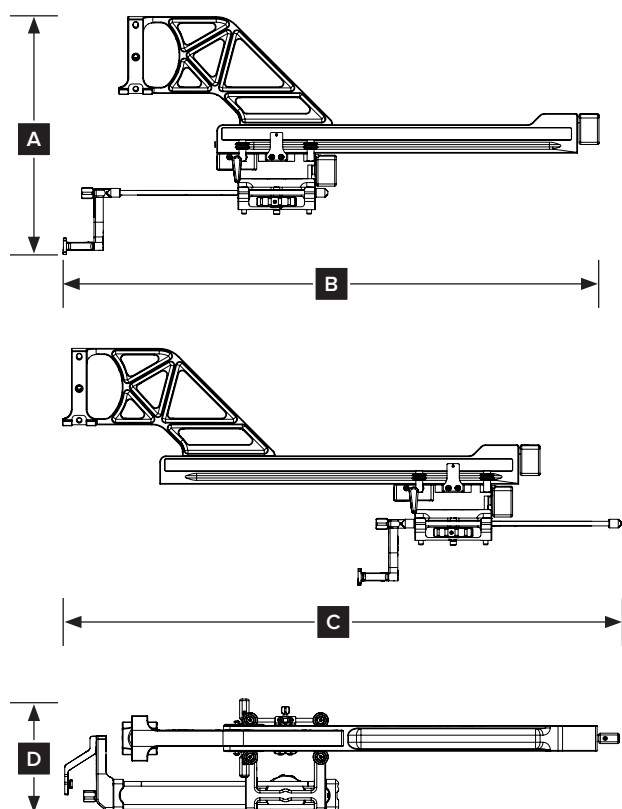
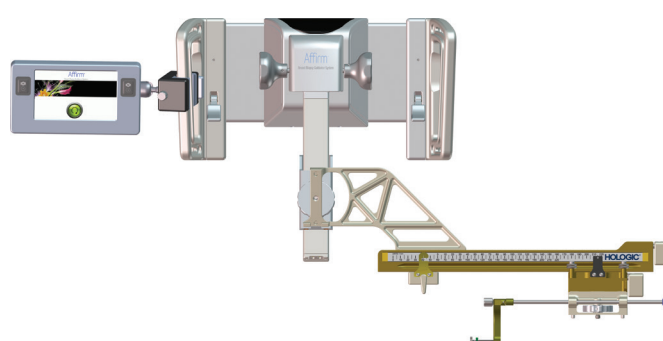


The choice is yours. The Affirm™ lateral arm can be mounted to the biopsy guidance module from either the left or the right side. Simply determine the desired approach, mount the lateral arm, and follow the on-screen prompts.

Left Approach of Lateral Arm



Right Approach of Lateral Arm



Lateral Arm – Specifications

A. Height	24.4 cm (9.6 inches)
B. Width (biopsy device mount and needle guide extended toward lateral arm mount)	53.0 cm (20.9 inches)
C. Width (biopsy device mount and needle guide extended away from lateral arm mount)	57.4 cm (22.6 inches)
D. Depth	11.5 cm (4.5 inches)
E. Weight	1.24 kg (2.73 pounds)

Lateral Arm – Range of Motion

Accuracy of biopsy guidance module and lateral arm	Maximum deviation: 1 mm in either direction of target coordinate
Combined accuracy of biopsy guidance module, lateral arm, and biopsy device	Maximum deviation: 2 mm in either direction of target coordinate
Range of movement	Lateral X-axis: 22 cm

www.hologic.com | info@hologic.com

Hologic Headquarters
United States / Latin America
250 Campus Drive
Marlborough, MA 01752
USA Tel: +1.508.263.2900
Sales: +1.781.999.7453
Fax: +1.781.280.0668

Hologic Asia Pacific
7th Floor, Biotech Centre 2
No. 11 Science Park West Avenue
Hong Kong Science Park
Shatin, New Territories, Hong Kong
Tel: +852.3748.7700
Fax: +852.3526.0723

Hologic Europe
The Coporate Village
Da Vincilaan 5
Building Caprese, 8th floor
1935 Zaventem, Belgium
Tel: +32.2.711.4680
Fax: +32.2.725.2087

Hologic Australia
Suite 402, Level 4
2 Lyon Park Road
Macquarie Park NSW 2113
Australia
Tel: +61.2.9888.8000
Fax: +61.2.9870.7555

Hologic UK
Heron House,
Oaks Business Park, Crewe Road,
Wythenshawe, Manchester, M23 9HZ,
United Kingdom
Tel: +44 (0)161 946 2200
Fax: +44 (0)161 946 2211

DS-09246-EUR-EN Rev.001 (9/16) Hologic Inc. ©2016 All rights reserved. Hologic, 3D, 3D Mammography, Affirm, Dimensions, Eviva, Selenia, The Science of Sure, and associated logos are trademarks and/or registered trademarks of Hologic, Inc., and/or its subsidiaries in the United States and/or other countries. This information is intended for medical professionals in the U.S. and other markets and is not intended as a product solicitation or promotion where such activities are prohibited. Because Hologic materials are distributed through websites, eBroadcasts and tradeshows, it is not always possible to control where such materials appear. For specific information on what products are available for sale in a particular country, please contact your local Hologic representative.